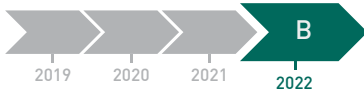



2022 GRESB Public Disclosure Report

Virescent Renewable Energy Trust | Virescent Renewable Energy Trust


Participation & Score




GRESB Public Disclosure Level



Comparison Group



GRESB Infrastructure Assessment



GRESB Score
GRESB Average 79

The GRESB Asset Assessment is the investor-driven global ESG benchmark and reporting framework for listed and private infrastructure assets (portfolio companies).

The Assessment is shaped by what investors and the industry consider to be material issues in the sustainability performance of infrastructure investments. The methodology is consistent across different regions, and sectors and aligns with international reporting frameworks.

The data is self-reported by Assessment participants and subjected to a multi-layer validation process after which it is scored and benchmarked. The result is high-quality data that investors and participants can use in their investment, engagement and decision-making processes.


Disclosure Methods



67% of GRESB Public Disclosure
80% of Comparison Group



35% of GRESB Public Disclosure
10% of Comparison Group



11% of GRESB Public Disclosure
0% of Comparison Group

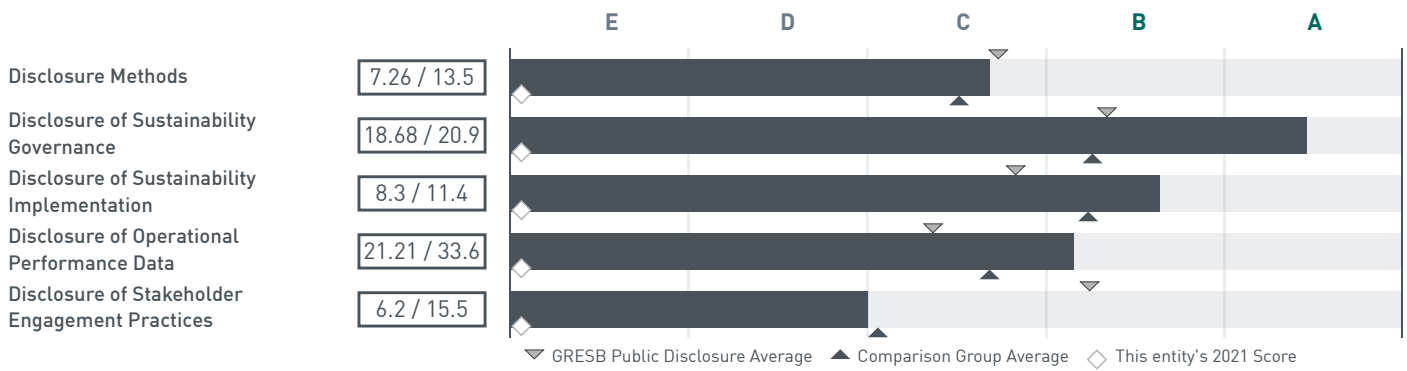


83% of GRESB Public Disclosure
90% of Comparison Group



59% of GRESB Public Disclosure
60% of Comparison Group

Disclosure Topics



Comparison Group

Public Disclosure Comparison Group (/ Renewable Power)

Rabbalshede Kraft AB	The Renewable Infrastructure Group	EDP Renovaveis
Terraform Power Inc	Atlantica Sustainable Infrastructure	EDP Energias
Clearway Energy Inc	Energias de Portugal	Virescent Renewable Energy Trust
Atlantica Sustainable Infrastructure Plc		

* Participant in 2022 GRESB Infrastructure Asset or Fund Assessments

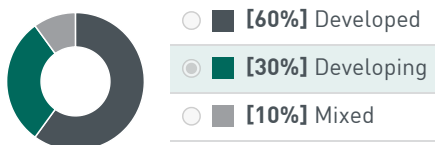
The GRESB Public Disclosure Level is an overall measure of ESG disclosure by listed property companies, based on a selection of indicators aligned with the existing GRESB Infrastructure Asset Assessment. The Public Disclosure Level provides insight into the ESG disclosure activities of both GRESB participants and non-participants and offers investors insights that are currently not captured in the GRESB Infrastructure Asset Assessment.

The data in this Report has been collected by GRESB and was available for review to the entity between April 1 and July 1 2022

Materiality Determinants


D-RC1 Not Scored

Primary Location




D-RC2 Not Scored

Primary Sector

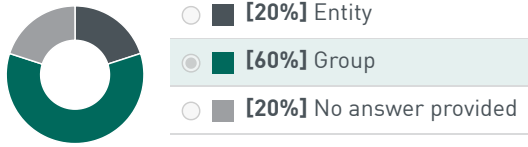


Disclosure Methods


Stand-alone Sustainability Report

Yes 80%  ^
Reporting year: 2021


Reporting level



The sustainability report is

Aligned with a sustainability reporting framework 60%  ^

EPRA sBPR, 2017 0% 

GRI Standards, 2016 60% 

IIRC Framework, 2013 0% 

SASB Standards, 2018 50% 

TCFD Recommendations, 2017 50% 

Other 10% 

Third-party verified or assured 20% 


Applicable evidence

Evidence provided [ACCEPTED]
<https://virescent.co.in/wp-content/uploads/2022/06/Virescent-FY22-ESG-report.pdf>

No 20% 

Section in Annual Report

Yes 10% 

No 90% 

Integrated Report

Yes 0%

No 100%

D3 Points: 3.1/3.1

Corporate website

Yes 90% ^

Reporting level



- [20%] Entity
- [70%] Group
- [10%] No answer provided

Applicable evidence

Evidence provided

[ACCEPTED]

<https://virescent.co.in/empowering-sustainable-future/>

No 10%

D4 Not Scored

ESG leadership commitments

Yes 60% ^

General ESG commitments (multiple answers possible) 60% ^

Commitments that are publicly evidenced and oblige the organization to take action (multiple answers possible). 60% ^


UN Global Compact 60%

Other 20%

UN Sustainable Development Goals

Commitments that are publicly evidenced and do not oblige the organization to take action (multiple answers possible). 0%

Formal environmental issue-specific commitments (multiple answers possible) 40% ^

Commitments that are publicly evidenced and oblige the organization to take action (multiple answers possible). 30%  ^


EV100 10% 


Powering Past Coal Alliance (PPCA) 10% 


RE 100 0% 

Science Based Targets Initiative 20% 

UNFCCC Climate Neutral Now Pledge 0% 


UN Global Compact Our Only Future 20% 

WorldGBC's Net Zero Carbon Buildings Commitment 0% 


Other 30% 
UN Sustainable Development Goals, Supporting commitment of Indian Government in COP.

Commitments that are publicly evidenced and do not oblige the organization to take action (multiple answers possible). 10% 

Formal social issue-specific commitments (multiple answers possible) 30%  ^

Commitments that are publicly evidenced and oblige the organization to take action (multiple answers possible). 30% 

List commitment(s): Zero Harm' Organization by 2025, 1 Million CSR Beneficiaries by 2030

Commitments that are publicly evidenced and do not oblige the organization to take action (multiple answers possible). 0% 


Formal governance issue-specific commitments (multiple answers possible) 20% 

No 40% 


Governance of Sustainability


D5 Points: 1.6/1.6

General Sustainability Objectives

Yes 50%  ^

Disclosed objectives are:

Measurable 50% 

Time-bound 50% 

Applicable evidence


Evidence provided [ACCEPTED]

<https://virescent.co.in/wp-content/uploads/2022/06/Virescent-FY22-ESG-report.pdf>


No 50% 


D6 Points: 1.6/1.6

Environmental objectives

Yes 80%  ^

Disclosed objectives are:

Measurable 70% 

Time-bound 70% 

Applicable evidence


Evidence provided [ACCEPTED]

<https://virescent.co.in/wp-content/uploads/2022/06/Virescent-FY22-ESG-report.pdf>


No 20% 


D7 Points: 1.6/1.6

Social objectives

Yes 60%  ^

Disclosed objectives are:

Measurable 30% 

Time-bound 40% 

Applicable evidence

Evidence provided [ACCEPTED]

<https://virescent.co.in/wp-content/uploads/2022/06/Virescent-FY22-ESG-report.pdf>

No

40% 

D8 Points: 0/1.6

Governance objectives

Yes

40% 


No

60% 

D9 Points: 2.1/2.1

Sustainability taskforce

Yes

60%  ^

Applicable evidence

Evidence provided

[ACCEPTED]

<https://virescent.co.in/wp-content/uploads/2022/06/Virescent-FY22-ESG-report.pdf>


No

40% 

D10 Points: 3.1/3.1

Policy on environmental issues

Yes

80%  ^

Applicable evidence

Evidence provided

[ACCEPTED]

<https://virescent.co.in/corporate-governance/#Keypolicies>

No

20% 

D11 Points: 3.1/3.1

Policy on social issues

Yes

50%  ^

Applicable evidence

Evidence provided


[ACCEPTED]

<https://virescent.co.in/corporate-governance/#Keyolicies>

No 50% 

D12 Points: 3.1/3.1

Policy on governance issues

Yes 90% 

Applicable evidence

Evidence provided


[ACCEPTED]

<https://virescent.co.in/corporate-governance/#Keyolicies>

No 10% 


D13 Points: 2.48/3.1

Long-term reduction targets

Yes 70% 

Targets relate to:


Energy 30% 


Greenhouse gas emissions 50% 


Air pollution 10% 


Water inflows/withdrawals 20% 

Water outflows/discharges 20% 

Waste 20% 

Biodiversity and habitat 10% 

Health and safety: employees 30% 

Health and safety: contractors 30% 

<input checked="" type="checkbox"/> Health and safety: users	30%	<div style="width: 30%;"></div>
<input checked="" type="checkbox"/> Health and safety: community	20%	<div style="width: 20%;"></div>
<input checked="" type="checkbox"/> Other Corporate Social Responsibility	30%	<div style="width: 30%;"></div>

[ACCEPTED]

Applicable evidence

Evidence provided [ACCEPTED]

<https://virescent.co.in/wp-content/uploads/2022/06/Virescent-FY22-ESG-report.pdf>

<input type="radio"/> No	30%	<div style="width: 30%;"></div>
--------------------------	-----	---------------------------------

Implementation

D14 Points: 3.1/3.1

ESG initiatives and case studies

<input checked="" type="radio"/> Yes	80%	<div style="width: 80%;"></div> ^
--------------------------------------	-----	-----------------------------------

Applicable evidence

Evidence provided [ACCEPTED]

<https://virescent.co.in/wp-content/uploads/2022/06/Virescent-FY22-ESG-report.pdf>

<input type="radio"/> No	20%	<div style="width: 20%;"></div>
--------------------------	-----	---------------------------------

D15 Points: 5.2/5.2

ESG-Related management standard accreditation

<input checked="" type="radio"/> Yes	80%	<div style="width: 80%;"></div> ^
--------------------------------------	-----	-----------------------------------

Disclosure includes information on:

<input checked="" type="checkbox"/> Accreditation	70%	<div style="width: 70%;"></div>
---------------------------------------------------	-----	---------------------------------

<input checked="" type="checkbox"/> Alignment	20%	<div style="width: 20%;"></div>
-----------------------------------------------	-----	---------------------------------

Applicable evidence

Evidence provided [ACCEPTED]

<https://virescent.co.in/wp-content/uploads/2022/06/Virescent-FY22-ESG-report.pdf>

No

20% 


D16 Points: 0/3.1

Building certifications and energy ratings

Yes

20% 

No

80% 

Operational Performance


D17 Points: 0/0

Air Pollution data

Yes

50% 

No

50% 

D18 Points: 2.94/4.2


Biodiversity & Habitat data

Yes

40%  ^

Including information on:

Absolute data

30% 

Like-for-like data

10% 

Intensity data

10% 

Portfolio data coverage

20% 

Applicable evidence

Evidence provided

[ACCEPTED]


<https://virescent.co.in/wp-content/uploads/2022/06/Virescent-FY22-ESG-report.pdf>

No


60% 

Energy data

Yes

80%  ^

Including information on:

Absolute data 80% 

Like-for-like data 20% 

Intensity data 20% 

Portfolio data coverage 20% 

Applicable evidence

Evidence provided

[ACCEPTED]


<https://virescent.co.in/wp-content/uploads/2022/06/Virescent-FY22-ESG-report.pdf>

No


20% 


Health & Safety data


Yes


80%  ^

On:


Health and safety: employees 80% 


Health and safety: contractors 50% 


Health and safety: users 40% 

Health and safety: community 20% 

Including information on:

Absolute data 70% 

Like-for-like data 20% 

Intensity data 60% 

Portfolio data coverage

20% 

Applicable evidence

Evidence provided

[ACCEPTED]

<https://virescent.co.in/wp-content/uploads/2022/06/Virescent-FY22-ESG-report.pdf>

No

20% 

D21 Points: 2.94/4.2


GHG emissions data

Yes

80%  ^

Scope of disclosure

Absolute data

70% 

Like-for-like data

20% 

Intensity data

30% 

Portfolio data coverage

20% 

Applicable evidence

Evidence provided

[ACCEPTED]

<https://virescent.co.in/wp-content/uploads/2022/06/Virescent-FY22-ESG-report.pdf>

No

20% 

D22 Points: 2.94/4.2

Water inflows/withdrawal data

Yes

70%  ^

Including information on:

Absolute data

70% 

Like-for-like data

20% 

Intensity data

20% 

Portfolio data coverage

20% 

Applicable evidence

Evidence provided

[ACCEPTED]

<https://virescent.co.in/wp-content/uploads/2022/06/Virescent-FY22-ESG-report.pdf>

No

30% 

D23 Points: 0/4.2

Water outflows/discharges

Yes

30% 


No

70% 

D24 Points: 2.94/4.2


Waste data

Yes

70%  ^

Including information on:

Absolute data

70% 

Like-for-like data

20% 

Intensity data

10% 

Portfolio data coverage

20% 

Applicable evidence

Evidence provided

[ACCEPTED]

<https://virescent.co.in/wp-content/uploads/2022/06/Virescent-FY22-ESG-report.pdf>

No

30% 

Stakeholder Engagement

D25 Points: 3.1/3.1

Employee satisfaction

Yes

50%  ^

Applicable evidence

Evidence provided

[ACCEPTED]

<https://virescent.co.in/wp-content/uploads/2022/06/Virescent-FY22-ESG-report.pdf>

No

50% 


D26 Points: 0/3.1

Customer engagement

Yes

40% 

No

60% 


D27 Points: 0/3.1

Customer satisfaction

Yes

20% 

No

80% 

D28 Points: 3.1/3.1

Community engagement

Yes

40%  ^

Applicable evidence

Evidence provided

[ACCEPTED]

<https://virescent.co.in/wp-content/uploads/2022/06/Virescent-FY22-ESG-report.pdf>

No

60% 

D29 Points: 0/3.1

Other stakeholder engagement

Yes

50% 

Disclaimer: 2022 Public Disclosure Scorecard

The 2022 GRESB Public Disclosure Scorecard (the "Scorecard") has been compiled based on publicly available information of the respective organization, based on available resources in the public domain. The Scorecard has been provided in good faith. The data for the analysis was primarily collected in the period February 1 - April 1, 2022, and does not include any information that may have been published after April 1, 2022. We do not take any liability for information that may have been inadvertently missed or omitted in our manual process of data collection. We have taken reasonable care to check the accuracy and completeness of the information prior to processing it for the Scorecard.

The Scorecard is a standalone document describing the entity's Public Disclosure Level and its elements. It is not directly comparable to the annual GRESB Infrastructure Asset Assessment scores ("GRESB Score"). The Public Disclosure Scorecard reflects the opinions of GRESB and not of our members. While we do not anticipate major changes, we reserve the right to make modifications to the Scorecard or its elements.

The Scorecard is provided to you merely for reference and discussion purposes, and is not provided as the basis for any professional advice or for transactional use. GRESB and its advisors, consultants and sub-contractors shall not be responsible or liable for any advice given to third parties, any investment decisions or trading or any other actions taken by you or by third parties based on information contained in the Scorecard.

Except where stated otherwise, GRESB is the exclusive owner of all intellectual property rights in all the information contained in the Scorecard.

© 2022 GRESB BV